

Tycho GPS Frequency Reference

Precision Time and Frequency Standard

The Tycho GPS Frequency Reference is a high-performance and cost-effective unit designed specifically for time and frequency applications. The Tycho includes 1 PPS and IRIG-B as outputs and a standard network port supports many protocols including SSH, Telnet and DHCP. The highly-integrated solid state design yields a conservative MTBF of 225,000 hours, giving many years of trouble-free service. The unit can be remotely managed via SNMP, SSH, Telnet or via a local console on the RS-232 serial port and a Web Interface (HTTPS) is provided for status monitoring using your Internet browser. A quartz oscillator upgrade is available to improve holdover and short-term stability.



GPS Timing and Frequency Control

Utilizing a Global Positioning System (GPS) receiver with advanced algorithms, the Tycho GPS Frequency Reference uses the GPS transmissions to precisely synchronize itself to <20 nanoseconds RMS to GPS Time. The frequency of the internal oscillator is disciplined to match the frequency of the UTC timescale to parts in 10^{14} level-of-accuracy over 24-hour observation intervals. The time and frequency outputs are coherent after initial GPS synchronization, and synchronization is maintained via 20-bit DAC frequency control, rather than phase stepping, to provide the ultimate in short-term stability.

Standard Features

In addition to sourcing a precision 1 PPS timing reference this unit provides a user-selectable timecode output. Choices are IRIG-B, NASA-36 or 2137. The Tycho can be managed via the network port or an RS-232 port.

FEATURES

- Timing accuracy: < 20 nanoseconds RMS to GPS time.
- Frequency accuracy: < 1×10^{-13} .
- 1 PPS output.
- IRIG-B timecode output.
- Network port with Telnet, FTP, SNMP, SSH.
- Web Interface lets you monitor status via your Internet browser.
- Static or dynamic modes of operation.

OPTIONS

- OCXO Oscillator Upgrades.
- 5 & 10 MHz Low-Phase-Noise.
- E1/T1 Telecom Clock Outputs.
- Pulse rates and DC-level-shift timecode outputs.
- More options available.

Secure Network Interface

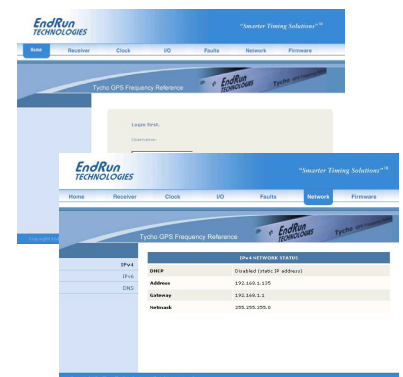
An ethernet port is provided as a standard feature of the Tycho Frequency Reference with a wide variety of network protocols including HTTPS, Telnet, FTP, DHCP, SSH and SNMP with Enterprise MIB. The incorporation of SNMP v3 and SSH provides the ultimate in network security and allows the safe performance of monitoring and maintenance activities. Security-conscious users can also disable any of the risky protocols such as Telnet and HTTPS. In addition, access via HTTPS, SSH, SNMP and Telnet can be restricted to specific hosts.

Two-Year Warranty

The Tycho is backed by a full two-year warranty against defects in material and workmanship. Free technical support and software upgrades are available for life.

Money-Back Guarantee


If your standard Tycho does not meet your time and frequency needs for any reason, simply return it within 60 days for a full refund less shipping fees. See www.endruntechnologies.com/guarantee.htm for details.



Web Interface (HTTPS) for Status & Alarm Monitoring



Tycho GPS Frequency Reference Specifications



GPS RECEIVER:

- L1 Band - 1575.42 MHz.
- 8 Channels, C/A Code.

ANTENNA:

- TNC jack on rear panel, $Z_{in} = 50\Omega$.
- Integral +35 dB gain LNA and filter for out-of-band interference rejection.
- Operation over -40° to +85°C temperature extremes.
- Mounting via 18" long, 3/4" PVC pipe with clamps.
- 50' low-loss RG-59 downlead cable is standard. Other lengths are optional.

LOCAL OSCILLATOR:

See the [Oscillator Options](#) datasheet for more information.

- TCXO: 2.5×10^{-6} over -20° to 70° C.
- MS-OCXO (option): 4×10^{-9} over 0° to 70° C.
- HS-OCXO (option): 1×10^{-9} over 0° to 70° C.
- US-OCXO (option): 5×10^{-10} over 0° to 70° C.

TIME TO LOCK:

- < 5 minutes, typical (TCXO). < 10 minutes, typical (MS-OCXO).

1 PPS CHARACTERISTICS:

- 1 PPS: Positive TTL pulse into 50Ω or optional RS-422 levels.
 - User-Selectable Width: 20 us, 1 ms, 100 ms, 500 ms.
 - User Calibration: +/- 500 us, 1 ns resolution.
 - Stability: TDEV < 10 ns @ $\tau < 10^5$ secs, $\sigma_y(\tau) < 1 \times 10^{-13}$ @ $\tau = 10^5$ secs.
 - Accuracy: < 20 nanoseconds RMS to GPS Time when locked.
< 10 nanoseconds RMS to GPS Time with 10-Nanosecond Calibration Option.
< 100* ns to UTC when locked.
- *Constraints in the official GPS spec prohibit claiming an accuracy to UTC better than 100 ns.

TIMECODE CHARACTERISTICS:

- Signal: Amplitude-modulated (AM), 3:1 ratio, 1 kHz carrier.
- Drive: 1 Vrms into 50Ω.
- User-Selectable Format: IRIG-B120 (IEEE-1344), IRIG-B122, IRIG-B123, NASA-36, or 2137.

NETWORK I/O:

- Rear-panel RJ-45 jack.
- AMD PC-Net Fast III 10/100Base-T Ethernet.

SUPPORTED NETWORK PROTOCOLS:

- SSH server with "secure copy" utility, SCP.
- SNMP v1, v2c, v3 with Enterprise MIB.
- HTTPS (Web Interface).
- TELNET client/server.
- FTP and DHCP clients.
- TIME and DAYTIME server.
- SYSLOG.
- IPv4, IPv6 and IPv4/IPv6 Hybrid.

SERIAL PORT I/O:

- RS-232 serial I/O on rear-panel DB9M jack for secure, local terminal access.
- Parameters fixed at 19200 baud, 8 data bits, no parity, 1 stop bit.

SYSTEM STATUS INDICATORS:

- Sync LED: Green LED pulses to indicate lock status.
- Network LED: Amber LED indicates network activity.
- Alarm LED: Red LED indicates a serious fault condition.

FIRMWARE UPGRADES:

- Software is field-upgradeable and provided free-of-charge.

POWER:

- 90-264 VAC, 47-63 Hz, 0.5A Max. @ 120 VAC.
- 110-370 VDC, 0.5A Max. @ 120 VDC.
- 3-Pin IEC 320 on rear panel, 2-meter cord included.

SIZE:

- Chassis: 1.75"H x 17"W x 10.75"D.
- Weight: < 5 pounds.
- Antenna: 2.5" high x 3.5" diameter.

ENVIRONMENTAL:

- Temperature: 0° to +50° C.
- Humidity: 0 to 95%, non-condensing.

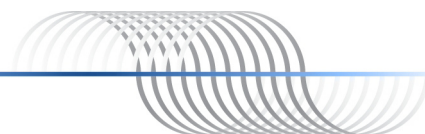
COMPLIANCE:

- CE, FCC.

OPTIONS:

Refer to the [Tycho GPS Options](#) datasheet for more information on listed options.

- Medium-Stability, High-Stability, and Ultra-Stable OCXOs. See [Oscillator Options](#) datasheet.
 - 10-Nanosecond Calibration.
 - 5 & 10 MHz Low-Phase-Noise Frequency Outputs. See [LPN Option](#) datasheet.
 - 1, 5 & 10 MHz Sine Wave Outputs.
 - Alarm Output (Open Collector).
 - Test-Range Timecodes (AM and DC Level Shift).
 - User-Selectable Pulse Rate Outputs
(1PPS, 10PPS, 100PPS, 1KPPS, 10KPPS, 100KPPS, 1MPPS, 5MPPS, 10MPPS).
 - User-Selectable DDS Outputs (1 PPS - 10 MPPS @ 1 PPS resolution).
 - Telecom Clock Outputs. See [Telecom Clock Option](#) datasheet.
 - ASCII Once-Per-Second Output on Second Serial Port.
 - Buffer Module to Provide Additional Outputs.
 - +12, -48, +24/28, +125 VDC Inputs.
- Other options are available. Call us with your requirements.





ASSISTA INFOCOMM & SECURITY PTE LTD

Office: 61 Kaki Bukit Avenue 1, # 05-40 Shun Li Industrial Park, Singapore 417943.

Tel: (65) 6744 3178 Fax: (65) 6729 6748

Showroom: 11 Woodlands Close #09-23 Woodlands 11 Singapore 737853.

Tel: (65) 6337 2148 (Hotline Available 9am - 9pm Singapore Time, 7 days a week)

Assista InfoComm & Security Pte Ltd places value creation at the core. Assista assists organizations and individuals to improve daily operations and enhance living through the applications and promotions of InfoComm & Security Technologies. The activities include international & domestic sales, marketing, development, installation, service, maintenance, consultation & training of InfoComm equipment, software & technologies related to the Infrastructure, Network & Physical Access Security.

Assista is better known as

- GPS/ CDMA Time & Frequency Solution Specialist
- CCTV Remote Viewing System Specialist
- High Definition Surveillance System Specialist
- Multi-Networked Advanced Door Access Control System Specialist
- Wired & Wireless Alarm Systems Installer
- IP-PBX & Key Telephone System Installer
- Professional Cabling Contractor for CCTV, Telephone & Computer Network Systems
- Security, IT & Telecommunications Systems Integrator
- Product Developer
- Importer & Exporter

Alternatively, you may e-mail your enquiries to info@assista.com.sg